

vtech®

User's Manual

Baby Amaze™ Happy Healing Doll™



© 2016 VTech
All rights reserved
Printed in China
91-003242-007 US

Dear Parent,

At VTech®, we know how much children love to take care of baby dolls. Blending classic role play with innovative technology, Baby Amaze™ has been designed for children whose parents want to combine nurturing concepts with educational content.

Baby Amaze™ features adorable products that interact with your child through fun educational phrases and baby care reminders that incorporate learning into role play.

Playing with the Baby Amaze™ items introduces your child to reading concepts, age-appropriate vocabulary words, parts of the body, colors, numbers, animals and more while listening to encouraging phrases.

Additionally, Baby Amaze™ features buttons and other manipulative elements to encourage the development of your child's fine motor skills. Baby Amaze™ also includes a variety of classic nursery rhymes, sing-along songs, lullabies and melodies for even more fun!

At VTech®, we know that a child has the ability to do great things. That's why all of our electronic learning products are uniquely designed to develop children's minds and allow them to learn to the best of their ability. We thank you for trusting VTech® with the important job of helping your child learn and grow!

Sincerely,


Your friends at VTech®

To learn more about VTech® toys, visit vtechkids.com

INTRODUCTION

Thank you for purchasing the **VTech® Baby Amaze™ Happy Healing Doll™!**

When the **Happy Healing Doll™** doesn't feel well, help her get better with six interactive accessories. She can also be customized to know your child's name, daily routines and upcoming events.



Use the bottle from **Baby Amaze™ Learn to Talk & Read Doll™** to hear more fun phrases. Sold separately.



INCLUDED IN THIS PACKAGE

- One VTech® Baby Amaze™ Happy Healing Doll™
- One bandage
- One medicine bottle
- One spoon
- One stethoscope
- One syringe
- One thermometer
- User's manual

WARNING: All packing materials, such as tape, plastic sheets, packaging locks and tags are not part of this toy, and should be discarded for your child's safety.

ATTENTION: Pour la sécurité de votre enfant, débarrassez-vous de tous les produits d'emballage tels que rubans adhésifs, feuilles de plastique, attaches et étiquettes. Ils ne font pas partie du jouet.

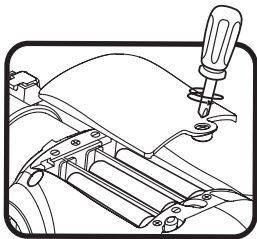
NOTE: Please keep this user's manual as it contains important information.

GETTING STARTED

This product is in a try-me mode in the packaging. After opening the package, turn the doll **OFF** and **ON** or press the **SYNC BUTTON** on the back of the doll to proceed with normal play.

BATTERY INSTALLATION

1. Open the fabric on the back of the doll to locate the battery compartment.
2. Make sure the unit is turned **OFF**.
3. Use a screwdriver to loosen the screw and open the battery cover.
4. Install 3 new "AA" size (LR6/AM-3) batteries following the diagram inside the battery box. (The use of new alkaline batteries is recommended for maximum performance.)
5. Replace the battery cover and tighten the screw to secure.



BATTERY NOTICE

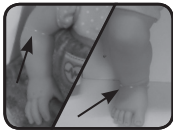
- Use new alkaline batteries for maximum performance.
- Use only batteries of the same or equivalent type as recommended.
- Do not mix different types of batteries: alkaline, standard (carbon-zinc) or rechargeable (Ni-Cd, Ni-MH), or new and used batteries.
- Do not use damaged batteries.
- Insert batteries with the correct polarity.
- Do not short-circuit the battery terminals.
- Remove exhausted batteries from the toy.
- Remove batteries during long periods of non-use.
- Do not dispose of batteries in fire.
- Do not charge non-rechargeable batteries.
- **DO NOT USE RECHARGEABLE BATTERIES.**

With **VTech® Baby Amaze™ Happy Healing Doll™** safety comes first. To ensure your child's safety, please check that the battery cover is securely locked into position to avoid injury.

If the doll has been customized and the batteries are removed and replaced with new batteries, you will need to go to vtechdolls.com and customize your doll again.

NOTE:

The cords located on the arms and legs are not part of this toy. The cords should be removed and discarded for your child's safety.



PRODUCT FEATURES

1. OFF/VOLUME SWITCH

To turn the unit **ON** or adjust the volume, slide the switch to **LOW** or **HIGH**. To turn the unit **OFF**, slide the switch to **OFF**.




2. SYNC BUTTON & PERSONALIZATION

Use your smartphone or tablet and go to **vtechdolls.com**. Follow the instructions to customize the doll and unlock additional illnesses and cute phrases. Personalize the doll with your child's birthday, daily routine and weekly activities. Then, place the doll within four inches of the smartphone/tablet speaker and press the **SYNC BUTTON**. The website will play a song and transfer the information to the **Happy Healing Doll™**. The doll's **HEART** will flash and she will verbally confirm whether the transfer was successful.

You can change the information at any time by going to **vtechdolls.com** and following the instructions.

Record Your Child's Name

Press and hold the **SYNC BUTTON** for about one second to be prompted to record your child's name. Once recorded, the **Happy Healing Doll™** will remember it for a personalized play experience.



Enter Your Child's Birth Date

New Birthday

Daily Routine

Enter approximate times for the following activities and the doll will say special phrase-related phrases based on your child's daily routine.

Breakfast
 8:00-9:00 a.m.

Lunch
 11:00 a.m.-12:00 p.m.

Afternoon Nap
 12:00 p.m.

Dinner
 4:00-5:00 p.m.

Bedtime
 7:00 p.m.

Click the drop-down menus below to choose from seven weekly activities. Then, choose the day of the week these activities happen. The doll will reference these days as they approach.

Weekly Activity 1
Starting together with Sam every Tuesday

Weekly Activity 2
Starting together with Sam every Sunday

Save

Website image for reference only.
Subject to change.


3. HEALTH TIPS BUTTON

Press the **HEALTH TIPS BUTTON** and you will hear health tips about hygiene, nutrition and fun activities through songs and phrases.



4. TUMMY BUTTON

Press the **TUMMY BUTTON** to hear sweet phrases and care for the doll by responding to her requests. The doll will also invite you to talk to her. When you say something she can imitate what you said.



5. CHECKUP BUTTON

Press the **CHECKUP BUTTON** and respond to the doll's requests using the accessories to make her feel better.



6. FOREHEAD SENSOR

Touch the doll's forehead to hear different responses.



7. HEART

The **HEART** lights up and flashes when she sings songs and when you check her **HEART** with the **STETHOSCOPE**.



8. STETHOSCOPE

Place the **STETHOSCOPE** on the **HEART** to hear the doll's heartbeat.



9. THERMOMETER

Put the **THERMOMETER** into the doll's right ear to take the doll's temperature.



10. SYRINGE

Put the **SYRINGE** on the doll's right arm to pretend to give the doll a shot.



11. SPOON & MEDICINE BOTTLE

Insert the **SPOON** into the doll's mouth to give her pretend medicine or food.



12. BANDAGE

Use the **BANDAGE** to heal the boo-boos on the doll's left arm or left leg.



AUTOMATIC SHUT-OFF

To preserve battery life, the **Happy Healing Doll™** will automatically power down after several minutes without input. The doll can be turned on again by pressing the **TUMMY BUTTON**, **HEALTH TIPS BUTTON**, **CHECKUP BUTTON** or **SYNC BUTTON**.

Note: If there is no response when the doll is switched on, please insert new batteries and try switching it on again.

Activities

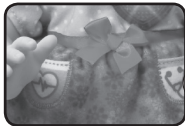
Checkout Time

Press the **CHECKUP BUTTON** to explore the doll's different illnesses. Help the doll feel better by interacting with the doll and responding to her requests using the accessories. Personalize the doll to unlock additional illnesses.



Care for Her

Press the **TUMMY BUTTON** to hear sweet phrases and respond to the doll's requests. Customize the doll so she can remember your child's birthday and upcoming activities. The doll will also provide reminders about some of her favorite holidays.



Health Tips

Press the **HEALTH TIPS BUTTON** to learn about hygiene, nutrition and fun activities through fun songs and phrases. Customize the doll to hear additional songs and phrases.



Talk with Her

The doll will invite you to talk to her. When the **HEART** on the doll lights up, talk to her and she can imitate what you say.

To ensure the doll can hear clearly, please speak towards the front of the doll at a distance of four inches.



CARE & MAINTENANCE

1. Keep the unit clean by wiping it with a slightly damp cloth.
2. Keep the unit out of direct sunlight and away from any direct heat source.
3. Remove the batteries when the unit is not in use for an extended period of time.
4. Do not drop the unit on hard surfaces and do not expose the unit to moisture or water.

TROUBLESHOOTING

If for some reason the program/activity stops working or malfunctions, please follow these steps:

1. Please turn the unit **OFF**.
2. Interrupt the power supply by removing the batteries.
3. Let the unit stand for a few minutes, then replace the batteries.
4. Turn the unit **ON**. The unit should now be ready to play again.
5. If the product still does not work, replace with a new set of batteries.

If the problem persists, please call our Consumer Services Department at 1-800-521-2010 in the U.S. or 1-877-352-8697 in Canada, or by going to our web site at www.vtechkids.com and filling out our Contact Us form located under the Customer Support link. A service representative will be happy to help you.

IMPORTANT NOTE:

Creating and developing **VTech®** products is accompanied by a responsibility that we at **VTech®** take very seriously. We make every effort to ensure the accuracy of the information, which forms the value of our products. However, errors sometimes can occur. It is important for you to know that we stand behind our products and encourage you to call our Consumer Services Department at 1-800- 521-2010 in the U.S. or 1-877-352-8697 in Canada, or by going to our web site at www.vtechkids.com and filling out our Contact Us form located under the Customer Support link with any problems and/or suggestions that you might have. A service representative will be happy to help you.

Note:

This equipment has been tested and found to comply with the limits for a Class B digital device, pursuant to Part 15 of the FCC Rules. These limits are designed to provide reasonable protection against harmful interference in a residential installation. This equipment generates, uses and can radiate radio frequency energy and, if not installed and used in accordance with the instructions, may cause harmful interference to radio communications. However, there is no guarantee that interference will not occur in a particular installation. If this equipment does cause harmful interference to radio or television reception, which can be determined by turning the equipment off and on, the user is encouraged to try to correct the interference by one or more of the following measures:

- Reorient or relocate the receiving antenna.
- Increase the separation between the equipment and receiver.
- Connect the equipment into an outlet on a circuit different from that to which the receiver is connected.
- Consult the dealer or an experienced radio/TV technician for help.

Caution: changes or modifications not expressly approved by the party responsible for compliance could void the user's authority to operate the equipment.

THIS DEVICE COMPLIES WITH PART 15 OF THE FCC RULES. OPERATION IS SUBJECT TO THE FOLLOWING TWO CONDITIONS: (1) THIS DEVICE MAY NOT CAUSE HARMFUL INTERFERENCE, AND (2) THIS DEVICE MUST ACCEPT ANY INTERFERENCE RECEIVED, INCLUDING INTERFERENCE THAT MAY CAUSE UNDESIRE OPERATION.

CAN ICES-3 (B)/NMB-3(B)



PRODUCT WARRANTY

This Warranty is applicable only to the original purchaser, is non-transferable and applies only to "VTech" products or parts. This product is covered by a 3-month Warranty from the original purchase date, under normal use and service, against defective workmanship and materials. This Warranty does not apply to (a) consumable parts, such as batteries; (b) cosmetic damage, including but not limited to scratches and dents; (c) damage caused by use with non-VTech products; (d) damage caused by accident, misuse, unreasonable use, immersion in water, neglect, abuse, battery leakage, or improper installation, improper service, or other external causes; (e) damage caused by operating the product outside the permitted or intended uses described by VTech in the owner's manual; (f) a product or part that has been modified (g) defects caused by normal wear and tear or otherwise due to the normal aging of the product; or (h) if any VTech serial number has been removed or defaced.

Prior to returning a product for any reason, please notify the VTech Consumer Services Department by going to our web site at www.vtechkids.com, filling out our Contact Us form located under the Customer Support link or calling 1-800-521-2010.

If the service representative is unable to resolve the issue, you will be provided instructions on how to return the product and have it replaced under Warranty. Return of the product under Warranty must adhere to the following rules: If VTech believes that there may be a defect in the materials or workmanship of the product and can confirm the purchase date and location of the product, we will at our discretion replace the product with a new unit or product of comparable value. A replacement product or parts assumes the remaining Warranty of the original product or 30 days from the date of replacement, whichever provides longer coverage.

THIS WARRANTY AND THE REMEDIES SET FORTH ABOVE ARE EXCLUSIVE AND IN LIEU OF ALL OTHER WARRANTIES, REMEDIES AND CONDITIONS, WHETHER ORAL, WRITTEN, STATUTORY, EXPRESS OR IMPLIED. IF VTECH CANNOT LAWFULLY DISCLAIM STATUTORY OR IMPLIED WARRANTIES THEN TO THE EXTENT PERMITTED BY LAW, ALL SUCH WARRANTIES SHALL BE LIMITED TO THE DURATION OF THE EXPRESS WARRANTY AND TO THE REPLACEMENT SERVICE AS DETERMINED BY VTECH IN ITS SOLE DISCRETION.

To the extent permitted by law, VTech will not be responsible for direct, special, incidental or consequential damages resulting from any breach of Warranty.

This Warranty is not intended to persons or entities outside the United States of America. Any disputes resulting from this Warranty shall be subject to the final and conclusive determination of VTech.